



Cubicle system NOXX



NOXX At a glance

KEMMLIT For every demand	2
NOXX GL Cubicle system	4
NOXX GL Details	6
NOXX smart Cubicle system	10
NOXX Complementary products	12
NOXX Locker systems	13
NOXX Planning aid	16
NOXX Colour concept	17
KEMMLIT Our promise	19


KEMMLIT For every demand

As market leader for washroom cubicles, KEMMLIT offer a variety of high class solutions ranging from cubicles and lockers to entire washrooms. Everything we do is based on a clear commitment to the highest quality regarding products,

our consulting service and installation. What sets us apart is qualified know-how, state-of-the-art manufacturing and innovative design. For these reasons we have received numerous prizes and awards within the last few years.

What can we do for you?

For further information:
www.kemmlit.de/noxx
Status 04/2018



www.kemmlit.de



Cubicle system NOXX GL in Traffic white 9317



Cubicle system NOXX GL at the Kemmler Baustoffe und Fliesen store, Böblingen

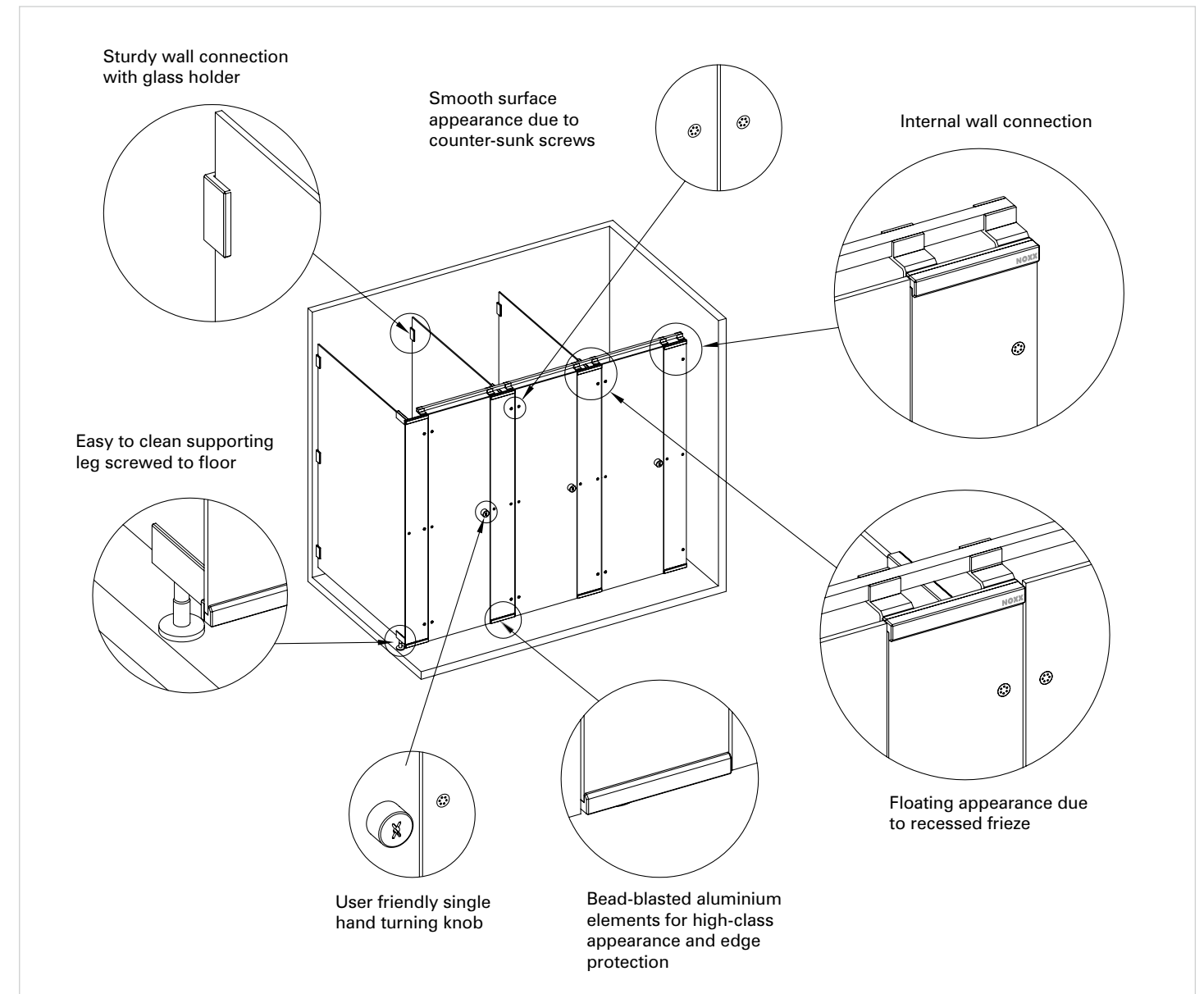
NOXX GL Cubicle system

NOXX GL is the premium cubicle system by KEMMLIT: NOXX GL glass elements are made of colour enamelled toughened safety glass (TSG). The panel thickness of the TSG is 10 mm and is highly sturdy, scratch-, as well as chemical-proof. Cutting or drilling is not possible.

NOXX GL can be easily cleaned. The non-porous surface is non-sensitive to dirt and bacteria. The "floating" construction also allows for easy cleaning of the floor. The colours are light resistant and withstand ultraviolet rays. Enamelled real-glass withstands high temperatures. This reduces the danger

in case of fire. All connection elements are made of noble aluminium, satin anodised, bead-blasted and corrosion resistant. Partition and side panels can either be realised in glass, solid grade laminate HPL or a combination of both materials. Therefor can react to individual conditions on site.

The well-balanced proportions, the smooth fronts with the heightened sense of privacy, the reduction of visible joints as well as the recessed supporting legs and frieze amplify the elegant character of the partition wall and let NOXX GL "float"!



NOXX GL Details

Great design impacts at first glance – and wins at the second. During the development of NOXX GL high value was set to continuous design.

Starting with the overall line, down to the details such as the NOXX indicator, the screw connections, the door hinges and the aluminium profiles.

The cubicle system NOXX GL has received several design awards, such as the if product design award and the reddot design award 2016.

T-connection system:

Thanks to this unique system a force fit interconnection between the pillarsters and partitions is created. This allows for a construction with a reduced number of supporting legs. With the legs hidden in the partition, the legs are made entirely out of stainless steel or aluminium with a solid cover sleeve – steplessly adjustable in height.

Hinges:

Three roller edge hinges developed by KEMMLIT made of aluminium with maintenance-free plain bearing bush and 8 mm stainless steel pin provide reliable functioning. The hinge includes a spring for self-closing of the doors.

Doors:

The doors are flush closing. NOXX GL features a single hand turning knob. All doors are characterised by the distinct NOXX indicator (red/silver) with emergency opening.



reddot award 2016
winner



if
product
design
award
2006

Innovationspreis
Architektur und Bauwesen



TEHERBÍRÁS
05 TONNA

A függő teher alatt
tartózkodni
tilos és életveszélyes!



Cubicle system NOXX smart in cappuccino 1117



NOXX smart cubicle system

The new cubicle NOXX smart is the clever solution made of glass, which convinces not only with its modern visual impact but also with its elaborate features. Door and panel elements consist of 10 mm thick toughened safety glass. NOXX smart can be delivered notably fast.

All construction details are designed for high-class appearance, stability and years of maintenance-free functioning. Therefore a sturdy 3-roller edge hinge with stainless steel axis has been specially developed for NOXX smart. A soft, quiet and safe closing of the door is assured by the new and innovative softclose function.

The supporting legs are made of high quality aluminium with flat aluminium cover sleeve. The user-friendly single hand turning knob also consists of high quality aluminium. There are 11 modern and fresh colours within the standard colour range of NOXX smart. RAL colours are available after prior sampling.



quiet



sturdy



low-cost



speedy



Modesty screens made of glass

NOXX Complementary products

Modesty screens are being included more and more into washroom or WC areas. Next to hygiene, privacy plays a large role. With our extensive accessories made from stainless steel or

aluminium the NOXX cubicle system can be outfitted completely. Using theft proof screw connection as well as harmonising in colour and design.



Locker systems with glass doors and glass cladding

NOXX Locker systems

Suitable for the NOXX cubicle systems there are also high-class locker systems. KEMMLIT locker systems are a perfect combination of high-quality and well proven material, which are matched according to room design and area of application.

Due to the solid carcass, stainless steel hinges and sturdy doors burglary resistance is ensured. The interior fittings can be individually realized.



NOXX Planning aid

Cubicle system	NOXX GL	NOXX smart
Layout	<ul style="list-style-type: none">rows of cubicles and single cubicles	<ul style="list-style-type: none">rows of cubicles and single cubicles
Cubicle height	<ul style="list-style-type: none">2135 mm incl. 80 mm under panel clearance (upper edge glass)2167 mm (upper edge frieze)	<ul style="list-style-type: none">2000 mm incl. 100 mm u.p.cl. (upper edge glass); 2067 mm (upper edge recessed frieze)optionally: 2135 mm incl. 100 mm u.p.cl. (upper edge glass); 2202 mm (upper edge recessed frieze)
Under panel clearance	<ul style="list-style-type: none">80 mm, height adjustable -5/ + 25 mm	<ul style="list-style-type: none">100 mm, height adjustable -5/ + 25 mm
Cubicle depth	<ul style="list-style-type: none">up to 1600 mm	<ul style="list-style-type: none">up to 1600 mm
Panel material	<ul style="list-style-type: none">10 mm enamelled toughened safety glass	<ul style="list-style-type: none">10 mm enamelled toughened safety glass
Door material	<ul style="list-style-type: none">10 mm enamelled toughened safety glass	<ul style="list-style-type: none">10 mm enamelled toughened safety glass
Door stop	<ul style="list-style-type: none">lock case with integrated rubber buffer	<ul style="list-style-type: none">lock case with integrated rubber buffer
Door width	<ul style="list-style-type: none">570 mm650 mm750 mm	<ul style="list-style-type: none">570 mm650 mm750 mm
Head rail	<ul style="list-style-type: none">recessed aluminium head rail 25 x 25 mm	<ul style="list-style-type: none">recessed aluminium head rail 40 x 30 mm
Wall connection	<ul style="list-style-type: none">front: fastening anglepartition: panel holder	<ul style="list-style-type: none">front: fastening anglepartition: fastening angle
Corner connection for corner cubicle	<ul style="list-style-type: none">panel holder made of aluminium	<ul style="list-style-type: none">fastening angle made of aluminium
Angular wall connection	<ul style="list-style-type: none">panel holder made of aluminium	<ul style="list-style-type: none">fastening angle with mounting plate
Angular panel connection:	<ul style="list-style-type: none">aluminium profiles with panel holder	-
Supp. legs / floor connection	<ul style="list-style-type: none">recessed stainless steel supp. leg with stainl. steel floor plate and cover sleeve	<ul style="list-style-type: none">recessed aluminium supp. leg with stainl. steel floor plate and aluminium cover sleeve
Hinges	<ul style="list-style-type: none">three-roller aluminium edge hinge, cannot be un-hinged, maintenance free	<ul style="list-style-type: none">softclose three-roller aluminium hinge, cannot be un-hinged, maintenance free
Single hand turning knob	<ul style="list-style-type: none">user-friendly single hand turning knob made of aluminium	<ul style="list-style-type: none">user-friendly single hand turning knob made of aluminium
Locking system	<ul style="list-style-type: none">single latch lock	<ul style="list-style-type: none">single latch lock
Digital print	<ul style="list-style-type: none">available for a surcharge	<ul style="list-style-type: none">available for a surcharge
Standard colours	<ul style="list-style-type: none">11 standard colours acc. to colour chart	<ul style="list-style-type: none">12 standard colours acc. to colour chart
Special colours	<ul style="list-style-type: none">for a surcharge RAL colour are available, after prior sampling	<ul style="list-style-type: none">for a surcharge RAL colour are available, after prior sampling
Compliance	<ul style="list-style-type: none">TÜV certified, GS (tested safety)	<ul style="list-style-type: none">TÜV certified, GS (tested safety)

Subject to technical changes 04/2017

NOXX GL Colour concept

The KEMMLIT NOXX GL colour concept contains both **classic and modern colours**.
For a successful **comfortable ambience**, you may compile an individual cubicle system, according to your own requirements.

KLASSIK | Panels and doors:



Traffic white **9317**
similar to RAL 9016




Light grey **7208**
similar to RAL 7035




White green **6504**
similar to RAL 6019


ELEGANT | Panels and doors:



Dark blue **5603**
similar to RAL 5008




Dark red **3603**
similar to NCS S 5040-R




Anthracite **7603**
similar to NCS S 5502-Y


TREND | Panels and doors:




Light blue **5203**
similar to RAL 6034




Red **3117**
similar to RAL 3013



Pale red **3303**
similar to RAL 2012



Light yellow **1403**
similar to NCS S 0560-Y10R



White yellow **1503**
similar to NCS S 1020-Y

Profiles, hinges, furniture, supporting legs and accessories:



Satin anodised **08**
similar to E6/ EV1



Stainless steel V2A **12**¹

Colour concept
valid from 07/2017

¹ Supporting legs only

For a surcharge all glass colours are also available in optiwhite (white glass with very slight green tinge, therefore more colour neutral). In case of order please add „o“ for optiwhite.













RAL colours available after prior sampling.

The colours shown are exclusively available for the cubicle system NOXX GL.
Due to typographic reasons the colours shown may slightly differ from the original colour.

NOXX smart Colour concept

Did you know that the colour blue radiates harmony, contentment, tranquillity and infinity?
Colours make live beautiful and colourful.

Panels and doors:

				
Traffic white 9317 similar to RAL 9016	White green 6504 similar to RAL 6019	Anthracite grey 7117 similar to RAL 7016	Basalt grey 7217 similar to RAL 7012	Cappuccino 1117 similar to RAL 1019
				
Pale brown 8117 similar to RAL 8025	Deep black 7613 similar to RAL 9005	Brimstone yellow 1817 similar to RAL 1016	Traffic orange 2317 similar to RAL 2009	Rasberry red 3417 similar to RAL 3027
				
Azure blue 5517 similar to RAL 5009	Struktured SR 200 ¹			

Profiles, hinges, furniture and accessories:



Satin anodised 08
similar to E6 / EV1

Colour concept valid from 07/2017

¹ Ornament glass, translucent, only available for doors.

For a surcharge all glass colours are also available in optiwhite (white glass with very slight green tinge, therefore more colour neutral). In case of order please add „o“ for optiwhite.

RAL colours available after prior sampling.

The colours shown are exklusively available for the cubicle system NOXX GL.
Due to typographic reasons the colours shown may slightly differ from the original colour.

KEMMLIT Our promise



ON-TIME INSTALLATION

98% of all requested delivery
dates can be fulfilled



FASTEST PRODUCTION & INSTALLATION

Prompt and on-schedule
delivery



IMMEDIATE REPAIR

Immediate repair
when you need it



HIGHEST PRODUCT QUALITY

Top quality in terms of material and
processing



WE ARE IN YOUR VICINITY

Individual consulting service by
professional sales representatives



KEMMLIT-Bauelemente GmbH | Maltschachstraße 37 | D-72144 Dusslingen
Tel.: +49 (0) 7072 /1 31-0 | info@kemmlit.de | kemmlit.de