




KEMMLIT Product range



AT A
GLANCE



KEMMLIT For every demand


As market leader for washroom cubicles, KEMMLIT offer a variety of high class solutions ranging from cubicles and lockers to entire washrooms. Everything we do is based on a clear commitment to

the highest quality regarding products, our consulting service and installation. What sets us apart is qualified know-how, state-of-the-art manufacturing and innovative design. For these reasons

we have received numerous prizes and awards within the last few years. What can we do for you?

For further information:
www.kemmlit.de

Cubicle systems made of wooden material NiUU	4
Cubicle systems made of HPL elements cronus, PRIMO, saniQub	6
Cubicle systems made of metal classiccell, variocell	14
Cubicle systems made of glass NOXX smart	20
Nursery school programme Bambino	22
Changing rooms wardrobe and deposit box lockers	30
Changing rooms bench seating, shelves and more	36
Accessories stainless steel, aluminium and nylon	38
KEMMLIT our promise	39





NiUU K with recessed supporting legs and headrail in special decor "Ferrara Oak"



NiUU F with recessed supporting legs



NiUU K in traffic white 9317 and yew rustic 0017



NiUU F floating construction in traffic white 9317 with grip bar

Cubicle system NiUU

NiUU is the flexible and solid cubicle system for high class WC areas. It offers two different panel options: NiUU K made of 38 mm or NiUU F made of 30 mm wooden material. This cubicle system is defined by its very flexible design options. In addition to the 15 standard colours three wooden decors are also available.

The standard construction has both headrail and supporting legs in the front. Support optimised is an innovative solution with supporting legs integrated into the partition. For an even more filigree option, the headrail can also be recessed. For floor-to-ceiling construction the front panels, partitions and doors are closed

from floor to ceiling. The maximum room height is 2800 mm. NiUU K can be realised with all elements continuously floor-to-ceiling. The doors for NiUU F are 2300 mm high. Smoothly integrated upper panels above the doors provide a closed appearance. NiUU meets the demands according to the DGNB and contributes to your building certification.



Sturdy



Exclusive design



Price performance tip



KEMMLIT greenline



cronus support optimised easy to clean construction with recessed supporting legs, in lemon green 6715



PRIMO Kn with outwards opening doors, in lemon green 6715

Cubicle system **cronus**

cronus is the cubicle system which unites design, and robustness with maximum flexibility. Door and panel elements consist of 13 mm thick solid grade HPL panels with straight-lined profiles made of satin anodised aluminium. Due to the intelligent construction crounus has a flexible design. Therefore crounus can not

only be designed as a cubicle system, but also a changing room cubicle or shower partition. As an alternative to the HPL construction crounus offers the premium glass solution made of toughened safety glass. A combination of glass and HPL can be designed as well. There is a range of 15 colours.

Individual special colours or digital print are available on request. crounus meets the demands according to the DGNB.



Extremely sturdy



Versatile



Price performance tip



KEMMLIT greenline

Cubicle system **PRIMO**

PRIMO cubicle system is defined by its smooth-surfaced appearance, wet-area suitability and stability. There are two different construction options for PRIMO: PRIMO Kn made of 42 mm thick composite elements with a smooth surfaced aluminium frame and an internal PU-reinforcement. PRIMO F

consists of a 30 mm thick composite construction with an internal synthetic frame. As an option to the standard PRIMO construction with supporting legs and head rail in the front, both PRIMO systems can be designed floor-to-ceiling.



Exclusive design



Versatile



Hygienic



Price performance tip



Cubicle system cronus in special colour black with black profiles



Cubicle system PRIMO F combined with partition system saniQub

Partition system **saniQub**

Our innovative saniQub partition system offers more than just a separation of two cubicles. All the sanitary accessories can be smoothly integrated into the high-quality composite element. Thus it results in an aesthetically perfect overall appearance. The partition walls are equipped according to your individual

requests and delivered pre-assembled. You will receive a custom made solution, saving back-fitting installation of accessories. saniQub consists of 3 mm solid HPL boards with solid aluminium frames which are filled with polystyrene. The extensive selection of accessories, so-called saniApps, fulfil almost any

requirement. The selection ranges from standard elements such as toilet paper holders and brush sets to stainless steel mirrors and fragrance dispensers.



Exclusive design



Versatile



Hygienic



Fragrance dispenser

Stainless steel mirror

Double toilet roll dispenser

Hygiene bag dispenser

Waste bin

Toilet brush set





classiccell aluminium floating construction with recessed supporting legs and head rail, in Agate grey 7317

classiccell A classic made of metal

The cubicle system classiccell is a classic made of metal and due to its smooth surfaced construction timeless and elegant. Both panel and door elements consist of a 42 mm thick metal construction made of steel, aluminium or stainless steel with foam inlay. classiccell can either be supplied with supporting legs in the

front or recessed in the partitions. The construction with recessed head rail and recessed supporting legs is an especially filigree option. Exclusively available for classiccell is the nearly floor-to-ceiling cubicle solution with floor and ceiling joint. The doors are designed with reduced gap between the floor and ceiling

and therefore offer optimal ventilation and privacy. The gap can be reduced to a minimum of 80 mm.



Exclusive design



Versatile



Hygienic



Wet area suitable



classiccell black edition with special coating in deep black

black edition Dent and scratch resistant

classiccell black edition is the premium special edition within the cell cubicle family, with its captivating scratch resistant special coating “crystal coat” in deep black. This stove-enamel ensures longevity and hygienic cleaning. The black edition also consists of a 42 mm thick metal construction. The full-surfaced

door inlays, making the cubicle system impact and dent resistant, are new for this option. This solid construction of the cubicle system safeguards against vandalism and damage. The new whisper-comfort locks are low-noise, adding more comfort and privacy to the WC area. The smooth surfaced design, com-




3-roller-edge hinge, six-fold screw connection




Whisper-comfort lock, low-noise


combined with the modern surface creates a modern look for public toilet areas.




Dent resistant



Scratch resistant



Modern



Classy



classiccell floor-to-ceiling in traffic white 9317

classiccell Floor-to-ceiling

For this option doors, fronts and partitions are closed from floor to ceiling, for maximum privacy. The front elements are perfectly integrated with shadow gap connection to the floor, ceiling and walls. Optionally a wall connection with enclosing U-channels is available. The partitions made of 42 mm thick floor to

ceiling composite elements with special inlays ensure not only a high degree of privacy, but also ideal sound reduction. The doors are designed with narrow gaps between the ceiling and the floor.



variocell with recessed supporting legs, in traffic white 9317

variocell Perfect flexibility

The variocell cubicle system consists of 30 mm thick composite elements, made either of aluminium or steel and includes special sound-damping inlays. Reinforcement inlays made of aluminium within the panel ensure a safe, long-lasting fastening of accessories. variocell is a nearly boundless cubicle system due to its

combination options: anteroom dividers, changing cubicles, suspended cubicles, shower partitions, numerous special solutions such as handicapped accessible cubicles, changing cubicles, construction with upper panels or upper glass panels, saloon doors, sliding doors, modesty screens and many more.



Versatile



Wet area suitable



Price performance tip





NOXX smart in deep black 7613

Cubicle system NOXX smart

The cubicle system NOXX smart is the clever solution made of glass, which convinces not only with its modern visual impact but also with its elaborate features. Door and panel elements consist of 10 mm thick toughened safety glass. NOXX smart can be delivered notably fast. All construction details are designed for high-class appearance,

stability and years of maintenance-free functioning. Therefore a sturdy 3-roller edge hinge with stainless steel axis has been specially developed for NOXX smart. A soft, quiet and safe closing of the door is assured by the new and innovative softclose function. The supporting legs are made of high quality aluminium with flat aluminium cover



Quiet



Sturdy



Low-cost



Fast delivery

sleeve. The user-friendly single hand turning knob also consists of high quality aluminium. There are 11 modern and fresh colours within the standard colour range of NOXX smart. RAL colours are available after prior sampling.



Modesty screen NOXX smart made of toughened safety glass



Bambino Exklusiv Aquarius with Aquarius digital prints and Aquarius door handles



Bambino Exklusiv Bianco splodges



Bambino Exklusiv Bianco numbers



Bambino Klassik made of 13 mm HPL with nylon safety ring handles



Bambino Klassik made of 30 mm wooden material



Bambino safety ring handle

Cubicle system Bambino Exklusiv

With the B-Bambino Exklusiv cubicles for nursery schools and day-care centres, sanitary facilities become an adventure world. Partition wall designs, handles and accessories create a lovely atmosphere in the washroom and at the same time make kids' dreams come true - for little knights, mermaids and explorers. With individual

digital prints on the panels and doors, we can create a wide range of theme worlds. Exclusive door handles enable exciting designs and reinforce the visual effect of the theme world. The theme world supports educational concepts which the children can experience in a playful way. The doors are outfitted with safety finger protection.

Corners are rounded with a radius of 6 mm to prevent injuries. Supporting legs, hinges and panel holders are made of satin anodised aluminium.



Exclusive Educational High quality

Cubicle system Bambino Klassik

Bambino Klassik is available in two different construction options: B-Bambino Klassik made of 13 mm thick HPL solid core panels and D-Bambino Klassik made of 30 mm wooden material. Both options include the safety package with finger protection on the doors, rounded corners and edges. The cubicles can either be out-

fitted with a rounded nylon safety door handle or one of the theme character handles. The supporting legs are made of high-quality aluminium with nylon cover sleeve. Under panel clearance of 120 mm is standard. The doors come in three different designs -straight doors, rounded doors or triangular shaped doors.



Classic Low-cost Fast delivery



Bambino Klassik made of 13 mm HPL in corn yellow 1708
combined with cubicle system cronus in corn yellow 1708



Bambino Baby changing combination with two doors and four drawers



Vanity unit with drawers



Bambino toothbrush mug shelf with mugs



Bambino vanities with mirrors

Furniture Bambino

Bambino vanity units can be constructed as rows of vanities, corner vanities as well as freestanding, variable in height vanities. The mirrors set into the HPL panels and rounded corners and edges increase the safety level for the children. Bambino baby changing units by KEMMLIT are made to measure out of water-resistant HPL and can

be outfitted with many extras. The modular construction allows customized adaption to suit any room situation. Bambino shelving and special furniture is coordinated to suit the Bambino range. The toothbrush mug shelves are made of 13 mm HPL and can be either wall hung or freestanding. Special individual furniture such as shelves or potty

benches can also be designed on request. There is a special accessory programme for Bambino. The positioning will already be considered during the planning stage. Ranging from safety locking lever, toilet roll holders, brush sets and many more.



Changing room programme with wardrobe lockers and bench seating



Wardrobe PURO W as single and double tier locker



Wardrobes TYPO R with glass doors



Wardrobes IXOS P with digital print



powerBox with PIN lock



powerBox service compartment for maintenance



powerBox safety power bar

KEMMLIT Wardrobe and deposit box lockers

With our wide range as well as extensive options and interior accessories we can find a solution for any demand. The locker body is available in three different materials: HPL, aluminium or steel. In addition to these materials, the doors can be designed in glass as well. Special colours, digital prints, foil prints or wooden decors can be realised on request. The lockers can be designed to suit the user. Ranging from various locks, individual fittings such as hat or helmet shelves, shoe trays or towel hooks. Special ventilation, to prevent unpleasant odours and allowing for clothes to dry fast, can be realised.

With our wide range as well as extensive options and interior accessories we can find a solution for any demand. The locker body is available in three different materials: HPL, aluminium or steel. In addition to these materials, the doors can be designed in glass as well. Special colours, digital prints, foil prints or wooden decors can be realised on request. The lockers can be designed to suit the user. Ranging from various locks, individual fittings such as hat or helmet shelves, shoe trays or towel hooks. Special ventilation, to prevent unpleasant odours and allowing for clothes to dry fast, can be realised.



Sturdy



Versatile



Hygienic

powerBox Deposit box lockers with electric

The powerBox deposit box lockers are the perfect solution for recharging batteries and keeping them safe at the same time. Each compartment is supplied with two electrical outlets and two USB connections, so e-Bike batteries, smartphones, tablets and laptops can be recharged. The KEMMLIT safety package consists of resettable over-

load switch and earth leakage circuit breaker offering maximum safety for users and operators. The standard break-in constraint prevents theft and vandalism. The locker carcass is made of aluminium. The doors are made of solid grade HPL. The nine lockable, cubical compartments are large enough to stow for example an e-Bike battery

including charger, as well as a helmet or a bag. A modular construction has been designed for the power supply: from a lateral maintenance locker three energy bars are slid through the back part of three of the nine overall lockers to supply them with power.



Extremely sturdy



Electrified



Clever

Interior and accessories More convenience



Wardrobe IXOS P made of HPL in traffic white 9317



Shoe tray and rail shelf

Match your wardrobe to the requirements of your users. With useful fittings the comfort for the user increases. For example:

- **Accessories**
- Hat shelf with coat rail and double hook
- Hat shelf made of aluminium rails
- Additional shelf
- Fixed or moveable partition
- Hooks made of nylon or aluminium
- Towel hook
- Shower gel shelf
- Shoe tray
- Extractable clothes rail
- Clothes hanger
- Helmet shelf

- **Lock options**
- Cam lock
- Case latch lock
- Coin return lock
- Number combination lock
- PIN locks
- RFID locks
- Further options available on request

- **Door fittings**
- Numbering
- Letter drop slit
- Further options available on request


- **Ventilation:**
- self-ventilation
- forced ventilation



Hat shelf made of metal or HPL



Electronic RFID lock



Fixed partition



Shelf for shower necessities



Forced ventilation



Extractable clothes rail



Wardrobes IXOS P with individual digital print



Hair dryer station made of HPL



Hair dryer stations with wooden decor



Hook board made of TSG



Bench cube made of HPL



Hook board made of TSG



Shelf made of TSG with stainless steel holder

KEMMLIT Bench seating, shelves and more

The bench seating is custom made in different colours and shapes. Besides the 15 standard colours, special colours are also available on request. Shelf systems can be supplied either in 13 mm thick HPL or 10 mm thick toughened safety glass (TSG).

Racks are custom-made and can be supplied with or without back panels. A variety of design options, depending on specification and room layout, can be provided with customised hairdryer stations combined with mirrors.



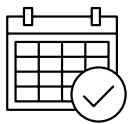
Modesty screens made of TSG with panel holder in stainless steel appearance

KEMMLIT Accessories and more

Cubicle system and accessories work as one system. KEMMLIT offers nearly boundless design options with exclusive accessories made of stainless steel, aluminium and nylon. Ranging from wall hooks, toilet paper roll holders, brush sets to waste bins.

Modesty screens, matching the design, material and colour of the cubicle system complete the portfolio and provide excellent solutions for all areas. The screens are available in HPL, wooden material, glass, steel or aluminium.

KEMMLIT Our promise



ON-TIME INSTALLATION

98% of all requested delivery dates can be fulfilled.



FASTEST PRODUCTION & INSTALLATION

Prompt and on-schedule production and installation.



IMMEDIATE REPAIR

Immediate repair when you need it.



HIGHEST PRODUCT QUALITY

Premium components and material warrant long lasting products made in Germany.



WE ARE IN YOUR VICINITY

Individual consulting service by professional sales representatives.



KEMMLIT-Bauelemente GmbH | Maltschachstraße 37 | D-72144 Dusslingen

Tel.: +49 (0) 7072 /1 31-0 | info@kemmlit.de | kemmlit.de